



# Harmony<sup>®</sup> XB7 monolithic

Control and signaling units Ø 22

# Quick access to product information

## Get technical information about your product



Each commercial reference presented in a catalog contains a hyperlink. Click on it to obtain the technical information of the product:

- Characteristics, Dimensions and drawings, Mounting and clearance, Connections and schemas, Performance curves
- Product image, Instruction sheet, User guide, Product certifications, End of life manual



## Find your catalog



- > With just 3 clicks, you can reach the Industrial Automation and Control catalogs, in both English and French
- > Download Digi-Cat with this [link](#)



- Updated quarterly
- Embeds product selectors and configurators, 360° images, training centers
- Optimized search by commercial reference

## Select your training



- > Find the right [Training](#) for your needs on our Global website
- > Locate the training center with the selector tool, using this [link](#)





# General contents

## Harmony® XB7, monolithic

<b>Selection guide</b> .....	<i>page 2</i>
<b>■ General</b>	
□ Presentation of range .....	<i>page 4</i>
□ Presentation of complete units.....	<i>page 5</i>
<b>■ References</b>	
□ Pushbuttons, spring return	
- Unmarked.....	<i>page 6</i>
- Marked .....	<i>page 7</i>
- Illuminated with integral LED .....	<i>page 8</i>
- With BA 9s base fitting .....	<i>page 8</i>
□ Pilot lights	
- With integral LED.....	<i>page 9</i>
- With BA 9s base fitting .....	<i>page 9</i>
□ Selector switches	
- With standard handle.....	<i>page 9</i>
- Key switches.....	<i>page 9</i>
□ Emergency stop	
- Trigger action and mechanical latching.....	<i>page 10</i>
□ Emergency switching off	
- Mechanical latching.....	<i>page 10</i>
□ Mushroom head pushbuttons	
- Circular Legends .....	<i>page 11</i>
□ Legends and legend holders.....	<i>page 12</i>
□ Accessories .....	<i>page 13</i>
<b>■ Product reference index</b> .....	<i>page 16</i>

Product type	Pilot lights	Pushbuttons, selector switches, and pilot lights			Biometric switches	
						
<b>Description of range</b>	<ul style="list-style-type: none"> <li>LED pilot lights</li> </ul>	<ul style="list-style-type: none"> <li>Pushbuttons</li> <li>Multiple-headed pushbuttons</li> <li>Emergency Stop pushbuttons</li> <li>Selector switches and key switches</li> <li>Illuminated pushbuttons</li> <li>Pilot lights</li> <li>Flush mounted pushbuttons, selector switches, and pilot lights (1)</li> </ul>			<ul style="list-style-type: none"> <li>Fingerprint readers 24V ~</li> <li>Stand-alone biometric switches</li> <li>Stand-alone USB biometric switches</li> <li>USB biometric switches dedicated to Schneider HMI (2)</li> </ul>	
<b>Features</b>	<b>Products</b>	Monolithic, compact, low consumption	Complete units or sub-assemblies (body + head)			Monolithic
	<b>Bezel</b>	Double insulated	Double insulated (4)	Metal, chromium plated, or black	Double insulated	Double insulated, dark gray
	<b>Shape of head</b>	Circular	Circular, square, or rectangular	Circular	Circular or square	–
<b>Drilling or cut-out for fixing</b>		Ø 8 mm and Ø 12 mm/0.315 in. and 0.472 in.	Ø 16 mm/0.630 in.	Ø 22 mm/0.866 in. Ø 30 mm/1.181 in. (for flush mounted control and signaling units)	Ø 22 mm/0.866 in.	
<b>Degree of protection</b>	Conforming to IEC 60529	IP40 IP65 with seal	IP65	IP66, IP67, IP69, and IP69K	IP65 (control button)	
	Conforming to UL 508 and CSA C22-2 No. 14	–	Enclosure type 4, 4X, and 13			Enclosure type 12
<b>Cabling</b>		Tags for 2.8 x 0.5 mm/0.110 x 0.020 in. connectors or threaded connector	Faston connectors Solder pins for printed circuit boards (4) Fast connector socket (5)	Spring clamp terminal connections Screw clamp terminal connections Faston connectors Connector with adapter for printed circuit board	Cable or connectors	
<b>Mounting</b>	Panel thickness	1...8 mm/0.039...0.315 in.	1...6 mm/0.039...0.236 in.			
<b>Type references</b>		XVLA	XB6, XB6E	XB4	XB5	XB5S

(1) Flush mounted control and signaling units are available for Harmony XB4 and XB5 ranges only.  
 (2) Compatible with Magelis iPC, STU, OT, GXO, GT (except GT1000 series), GK, GH, and GTO models.  
 (3) Wireless and batteryless pushbutton and receiver ready-paired at the factory.

Wireless and batteryless pushbuttons	Pushbuttons, selector switches, and pilot lights	Joystick controllers	Pushbuttons, selector switches, and pilot lights	Cam switches		
						
<ul style="list-style-type: none"> <li>Wireless and batteryless pushbuttons and rope pull switch</li> <li>Configurable receivers</li> <li>Harmony Hub</li> </ul>	<ul style="list-style-type: none"> <li>Pushbuttons</li> <li>Emergency Stop and Emergency switching off pushbuttons</li> <li>Selector switches and key switches</li> <li>Illuminated pushbuttons</li> <li>Pilot lights</li> </ul>	<ul style="list-style-type: none"> <li>2- or 4-direction</li> <li>Stay put or spring return</li> </ul>	<ul style="list-style-type: none"> <li>Pushbuttons</li> <li>Emergency Stop pushbuttons</li> <li>Selector switches and key switches</li> <li>Illuminated pushbuttons</li> <li>Pilot lights</li> </ul>	<ul style="list-style-type: none"> <li>Switches</li> <li>Stepping switches</li> <li>Reversing and changeover switches</li> <li>Ammeter switches</li> <li>Voltmeter switches</li> <li>Reversing switches</li> <li>Star-delta and reversing star-delta switches</li> <li>Pole change switches</li> </ul>		
Ready-to-use packs (3) and "components" range	Monolithic	Complete units or sub-assemblies (body + head with lever)	Complete units or sub-assemblies (body + head)	Complete units or sub-assemblies (body + front panel+ head)		
Metal, chromium plated, or double insulated, black	Double insulated, dark gray (or white for pilot lights)	Metal, chromium plated	Double insulated, black	Metal, chromium plated, or double insulated, black		
Transmitter with circular head	Circular	Circular	Hexagonal	Square		
Ø 22 mm/0.866 in.			Ø 30 mm/1.181 in.	Ø 16 or Ø 22 mm/0.630 or 0.866 in.: series K10 Ø 22 mm/0.866 in. and multifixing: series K1/K2 4 holes, 48 or 68 centers: series K30...K150		
IP65	IP65 (control buttons and pilot lights) IP54 (Emergency switching off pushbuttons)	IP65	IP66	IP65: series K10 IP40, IP65 with seal: series K1/K2 IP40: series K30...K150		
Enclosure type 12	Enclosure type 3 (pushbuttons and Emergency stop) and 4 (pilot lights)	Enclosure type 4, 4X and 13	Enclosure type 4 and 13 (9001K) Enclosure type 4, 4X, 13 (9001SK)	–		
Wireless (transmitter) Through cable (receiver)	Screw and captive clamp terminal connections Faston clip connections (pilot lights)	Screw and captive clamp terminal connections				
1...6 mm/0.039...0.236 in.				0.5...6 mm/0.020...0.236 in. (depending on model)		
XB5R, XB4R	<b>XB7</b>	XD4PA	XD2GA	XD5PA	9001K, 9001SK	K10, K1, K2, K30, K50, K63, K115, K150

(4) For Harmony XB6 only.  
 (5) For Harmony XB6E only.

#### Presentation

The Harmony® XB7 range of plastic control and signaling units is a monolithic range designed for use in the industrial, tertiary and building sectors. It is simple to use and quick to install.

■ This range includes:

- Pushbuttons and switches designed for Start/Stop control of machines and installations, adjustment and parametering (contact functions): Pushbuttons, selector/key switches, Emergency stop or Emergency switching off pushbuttons
- Pilot lights designed for visual signaling (signaling functions)
- Illuminated pushbuttons designed for control and signaling (contact functions + signaling functions)

■ The range comprises complete units, with round plastic bezel, and 6 pilot light colors.

■ The pushbutton and switch control offer comprises:

- Flush and projecting spring return pushbuttons, with or without marking
- Flush latching pushbuttons, without marking
- Projecting spring return or latching illuminated pushbuttons
- Emergency stop trigger action and mechanically latching mushroom head pushbuttons (conforming to standards EN/IEC 60204-1 and EN/ISO 13850)
- Emergency switching off mechanically latching mushroom head pushbuttons (conforming to standard IEC 60364-5-53)
- Selector switches, with standard black handle, and key switches
- Legends and legend holders
- Accessories and spare parts

■ The pilot light signaling offer includes:

- Pilot lights with integral LED
- Pilot lights for BA 9s base fitting bulbs

The two types of pilot lights are for direct supply or with resistor.

#### Installation

■ Harmony XB7 products are both simple and quick to install:

- Mounting by single installer
- Fixing by a single locking nut

■ Two types of connection are available:

- Screw clamp terminals
- Faston connectors (only for pilot lights)

#### Environment

The performance features of the XB7 range meet the following specifications:

■ International standards and approvals:

- For the entire range: EN/IEC 60947-1, EN/IEC 60947-5-1, EN/IEC 60947-5-4, UL 508, CSA C22-2 no. 14, GB 14048.5
- For Emergency stop pushbuttons: EN/IEC 60947-5-5, EN/ISO 13850 and EN/IEC 60204-1
- For Emergency switching off pushbuttons: EN/IEC 60364-5-53

■ International certifications: UL, CSA, CCC, GOST.


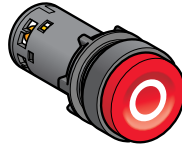
■ Degrees of protection:

- Front face: IP 65 (IP 54 for Emergency switching off pushbuttons)
- Rear face: IP 20 (protection against direct contact)

For more technical information, please refer to our website [www.schneider-electric.com](http://www.schneider-electric.com).

## Complete units: Contact functions

### Spring return pushbuttons marked/unmarked



Flush

XB7NA●●: see [page 6](#)

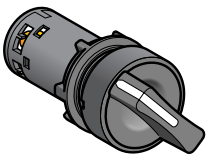
Projecting

XB7NL●●: see [page 6](#)

Flush

XB7NH●●: see [page 6](#)

### Selector switches and key switches




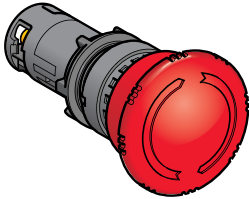
Standard handle, black

XB7ND●●: see [page 9](#)

Key operated

XB7NG●●: see [page 9](#)

### Emergency switching off pushbuttons



Turn to release/Key release

XB7ES●●●P: see [page 10](#)

Turn to release/Push-pull/Key release

XB7NS●●●●/XB7NT●●●: see [page 10](#)

## Complete units: Signaling functions

### Pilot lights



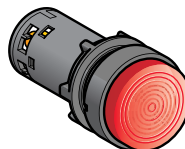
With integral LED

XB7EV0●●●P: see [page 9](#)

With BA 9s base fitting, direct supply or with resistor

XB7EV7●●●P, XB7EV6●●●P: see [page 9](#)

### Illuminated pushbuttons, with projecting push



With integral LED, spring return or latching

XB7NW●●●●, XB7NJ●●●1: see [page 8](#)

With BA 9s base fitting, spring return or latching







XB7NW●●●61, XB7NJ●●●61: see [page 8](#)





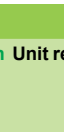
## Legend holders, legends, accessories and bulbs

See pages 11, 12 and 14



# Control and signaling units Ø 22

Harmony XB7, monolithic  
Pushbuttons, switches and pilot lights






Pushbuttons										
Shape of head	Type of push	Type of contact		Marking		Color of push	Sold in lots of	Unit reference	Weight kg/lb	
		NO	NC	Text	Color					
<b>Spring return pushbutton without marking</b>										
	Flush		1	–	–	–	White	10	<a href="#">XB7NA11</a>	0.021/0.046
			1	–	–	–	Black	10	<a href="#">XB7NA21</a>	0.021/0.046
			1	–	–	–	Green	10	<a href="#">XB7NA31</a>	0.021/0.046
			1	–	–	–	Yellow	10	<a href="#">XB7NA81</a>	0.021/0.046
			1	1	–	–	White	10	<a href="#">XB7NA15</a>	0.021/0.046
			1	1	–	–	Black	10	<a href="#">XB7NA25</a>	0.021/0.046
			1	1	–	–	Green	10	<a href="#">XB7NA35</a>	0.021/0.046
			1	1	–	–	Red	10	<a href="#">XB7NA45</a>	0.021/0.046
			1	1	–	–	Blue	10	<a href="#">XB7NA65</a>	0.021/0.046
			1	1	–	–	Yellow	10	<a href="#">XB7NA85</a>	0.021/0.046
			–	1	–	–	Red	10	<a href="#">XB7NA42</a>	0.021/0.046
			2	–	–	–	Black	10	<a href="#">XB7NA23</a>	0.021/0.046
			2	–	–	–	Green	10	<a href="#">XB7NA33</a>	0.021/0.046
–	2	–	–	Red	10	<a href="#">XB7NA44</a>	0.021/0.046			
	Projecting		–	1	–	–	Red	10	<a href="#">XB7NL42</a>	0.021/0.046
			1	1	–	–	Red	10	<a href="#">XB7NL45</a>	0.021/0.046
			–	2	–	–	Red	10	<a href="#">XB7NL44</a>	0.021/0.046
<b>Latching pushbutton without marking</b>										
	Flush		1	–	–	–	Black	10	<a href="#">XB7NH21</a>	0.021/0.046
			1	–	–	–	Green	10	<a href="#">XB7NH31</a>	0.021/0.046
			1	1	–	–	Black	10	<a href="#">XB7NH25</a>	0.021/0.046
			1	1	–	–	Green	10	<a href="#">XB7NH35</a>	0.021/0.046
			1	–	–	–	Yellow	10	<a href="#">XB7NH81</a>	0.021/0.046

Pushbuttons (continued)										
Shape of head	Type of push	Type of contact		Marking		Color of push	Sold in lots of	Unit reference	Weight kg/lb	
		NO	NC	Text	Color					
										
<b>Spring return pushbutton with marking</b>										
 XB7NA3133	Flush	1	–	I	White	Green	10	XB7NA3131	0.021/0.046	
		1	–	II	White	Green	10	XB7NA3136	0.021/0.046	
		1	–	MARCHE	White	Green	10	XB7NA3142	0.021/0.046	
		1	–	START	White	Green	10	XB7NA3133	0.021/0.046	
		1	–	↓	Black	White	10	XB7NA11343	0.021/0.046	
		1	–	↑	Black	White	10	XB7NA11341	0.021/0.046	
		1	–	↓	White	Black	10	XB7NA21343	0.021/0.046	
		1	–	↑	White	Black	10	XB7NA21341	0.021/0.046	
		–	1	O	White	Red	10	XB7NA4232	0.021/0.046	
		–	1	STOP	White	Red	10	XB7NA4234	0.021/0.046	
	 XB7NA4234	Projecting	–	1	ARRET	White	Red	10	XB7NA4233	0.021/0.046
			–	1	ARRET	White	Black	10	XB7NA2233	0.021/0.046
			2	–	I	White	Green	10	XB7NA3331	0.021/0.046
			2	–	II	White	Green	10	XB7NA3336	0.021/0.046
			2	–	MARCHE	White	Green	10	XB7NA3342	0.021/0.046
			2	–	START	White	Green	10	XB7NA3333	0.021/0.046
			1	1	O	White	Red	10	XB7NA4532	0.021/0.046
			1	1	STOP	White	Red	10	XB7NA4534	0.021/0.046
			1	1	↓	Black	White	10	XB7NA15343	0.021/0.046
			1	1	↑	Black	White	10	XB7NA15341	0.021/0.046
 XB7NL4232	Projecting	1	1	ARRET	White	Black	10	XB7NA2533	0.021/0.046	
		1	1	↓	White	Black	10	XB7NA25343	0.021/0.046	
		1	1	↑	White	Black	10	XB7NA25341	0.021/0.046	
		1	1	ARRET	White	Red	10	XB7NA4533	0.021/0.046	
		–	1	ARRET	White	Red	10	XB7NL4233	0.021/0.046	
		–	1	O	White	Red	10	XB7NL4232	0.021/0.046	
		–	1	STOP	White	Red	10	XB7NL4234	0.021/0.046	
		–	1	ARRET	White	Black	10	XB7NL2233	0.021/0.046	
1	1	ARRET	White	Red	10	XB7NL4533	0.021/0.046			
1	1	O	White	Red	10	XB7NL4532	0.021/0.046			
1	1	STOP	White	Red	10	XB7NL4534	0.021/0.046			
1	1	ARRET	White	Black	10	XB7NL2533	0.021/0.046			



Illuminated pushbuttons, with projecting push							
With integral LED							
Shape of head	Type of push and contacts	Color of lens	Sold in lots of	Unit reference by supply voltage (1)			Weight kg/lb
				24 V ~/∞	120 V ~	230 V ~	
	Spring return push with NO and NC contacts (1)	Green	10	<a href="#">XB7NW33B1</a>	<a href="#">XB7NW33G1</a>	<a href="#">XB7NW33M1</a>	0.023/0.051
		Red	10	<a href="#">XB7NW34B1</a>	<a href="#">XB7NW34G1</a>	<a href="#">XB7NW34M1</a>	0.023/0.051
			10	<a href="#">XB7NW34B2</a>	<a href="#">XB7NW34G2</a>	<a href="#">XB7NW34M2</a>	0.023/0.051
		Orange	10	<a href="#">XB7NW35B1</a>	<a href="#">XB7NW35G1</a>	<a href="#">XB7NW35M1</a>	0.023/0.051
		Blue	10	<a href="#">XB7NW36B1</a>	<a href="#">XB7NW36G1</a>	<a href="#">XB7NW36M1</a>	0.023/0.051
		Clear	10	<a href="#">XB7NW37B1</a>	<a href="#">XB7NW37G1</a>	<a href="#">XB7NW37M1</a>	0.023/0.051
		Yellow	10	<a href="#">XB7NW38B1</a>	<a href="#">XB7NW38G1</a>	<a href="#">XB7NW38M1</a>	0.023/0.051
	Latching push	Green	10	<a href="#">XB7NJ03B1</a>	<a href="#">XB7NJ03G1</a>	<a href="#">XB7NJ03M1</a>	0.023/0.051
		Red	10	<a href="#">XB7NJ04B1</a>	<a href="#">XB7NJ04G1</a>	<a href="#">XB7NJ04M1</a>	0.023/0.051
			10	<a href="#">XB7NJ04B2</a>	<a href="#">XB7NJ04G2</a>	<a href="#">XB7NJ04M2</a>	0.023/0.051
		Orange	10	<a href="#">XB7NJ05B1</a>	<a href="#">XB7NJ05G1</a>	<a href="#">XB7NJ05M1</a>	0.023/0.051
		Blue	10	<a href="#">XB7NJ06B1</a>	<a href="#">XB7NJ06G1</a>	<a href="#">XB7NJ06M1</a>	0.023/0.051
		Clear	10	<a href="#">XB7NJ07B1</a>	<a href="#">XB7NJ07G1</a>	<a href="#">XB7NJ07M1</a>	0.023/0.051
		Yellow	10	<a href="#">XB7NJ08B1</a>	<a href="#">XB7NJ08G1</a>	<a href="#">XB7NJ08M1</a>	0.023/0.051



With BA 9s base fitting (2)							
Shape of head	Type of push	Type of contact		Color of lights	Sold in lots of	Unit reference 250 V ~ max.	Weight kg/lb
		NO	NC				
	Spring return			Green	10	<a href="#">XB7NW3361</a>	0.022/0.048
				Red	10	<a href="#">XB7NW3461</a>	0.022/0.048
				Orange	10	<a href="#">XB7NW3561</a>	0.022/0.048
				Blue	10	<a href="#">XB7NW3661</a>	0.022/0.048
				Clear	10	<a href="#">XB7NW3761</a>	0.022/0.048
				Yellow	10	<a href="#">XB7NW3861</a>	0.022/0.048
				Latching			Green
	Red	10	<a href="#">XB7NJ0461</a>				0.022/0.048
	Orange	10	<a href="#">XB7NJ0561</a>				0.022/0.048
	Blue	10	<a href="#">XB7NJ0661</a>				0.022/0.048
	Clear	10	<a href="#">XB7NJ0761</a>				0.022/0.048
	Yellow	10	<a href="#">XB7NJ0861</a>				0.022/0.048


(1) All product references ending in "1" are for products with "NO" contacts (example: [XB7NW34B1](#)).

All product references ending in "2" are for products with "NC" contacts (example: [XB7NW34B2](#)).

(2) Bulb, 1.2 W maximum, to be ordered separately. See [page 13](#).

## Pilot lights

## With integral LED


Shape of head	Type of light source (included)	Color of lens	Sold in lots of	Unit reference by supply voltage (1)			Weight kg/lb
				24 V ~/-	120 V ~	230 V ~	
	Integral LED	Green	10	XB7EV03BP	XB7EV03GP	XB7EV03MP	0.020/0.044
		Red	10	XB7EV04BP	XB7EV04GP	XB7EV04MP	0.020/0.044
		Yellow	10	XB7EV05BP	XB7EV05GP	XB7EV05MP	0.020/0.044
		Blue	10	XB7EV06BP	XB7EV06GP	XB7EV06MP	0.020/0.044
		Clear	10	XB7EV07BP	XB7EV07GP	XB7EV07MP	0.020/0.044
		Orange	10	XB7EV08BP	XB7EV08GP	XB7EV08MP	0.020/0.044

PF100406



XB7EV08BP

## With BA 9s base fitting












Shape of head	Supply	Color of lens	Sold in lots of	Unit reference (1)		Weight kg/lb
				With bulb	Without bulb	
	With resistor, for 130 V, 2.6 W bulb Supply voltage: 230 V ~, 50-60 Hz	Green	10	XB7EV73P	XB7EV730P	0.020/0.044
		Red	10	XB7EV74P	XB7EV740P	0.020/0.044
		Yellow	10	XB7EV75P	XB7EV750P	0.020/0.044
		Blue	10	XB7EV76P	XB7EV760P	0.020/0.044
		Clear	10	XB7EV77P	XB7EV770P	0.020/0.044
		Orange	10	XB7EV78P	XB7EV780P	0.020/0.044
Direct for BA 9s base fitting incandescent bulb Supply voltage: ≤ 250 V (2)		Green	10	–	XB7EV63P	0.020/0.044
		Red	10	–	XB7EV64P	0.020/0.044
		Yellow	10	–	XB7EV65P	0.020/0.044
		Blue	10	–	XB7EV66P	0.020/0.044
		Clear	10	–	XB7EV67P	0.020/0.044
Orange	10	–	XB7EV68P	0.020/0.044		

PF100407



XB7EV75P

## Selector switches and key switches

Shape of head	Type of operator	Type of contact		Number and type of positions (3)	Sold in lots of	Unit reference	Weight kg/lb		
		NO	NC						
	Standard handle, black			1	–	2, stay put 	10	XB7ND21	0.026/0.057
				1	1	2, stay put 	10	XB7ND25	0.026/0.057
				2	–	3, stay put 	10	XB7ND33	0.026/0.057
	Key (key n° 455)			1	–	2, key withdrawal in LH position 	10	XB7NG21	0.050/0.110
				2	–	3, key withdrawal in centre position 	10	XB7NG33	0.050/0.110

PF100409



XB7ND21

PF100410



XB7NG33




(1) For Faston connection version (1 x 6.35 mm/0.04 x 0.24 in. and 2 x 2.8 mm/0.08 x 0.11 in.), add the number "3" to the end of the reference.

Example: XB7EV07BP becomes XB7EV07BP3.

(2) Bulb characteristics for direct supply pilot lights: 250 V, 2.6 W.

(3) The symbol "⏏" indicates key withdrawal position.



## Ø 40 mm Emergency stop trigger action and mechanically latching mushroom head pushbuttons

Shape of head	Type of push	Standards	Type of contact		Color of push	Sold in lots of	Unit reference	Weight kg/lb
			NO	NC				
	Turn to release	EN/IEC 60204-1, EN/ISO 13850, EN/IEC 60947-5-5, Machinery directive 2006/42/EC and UL	–	1	Red	10	<a href="#">XB7NS8442</a>	0.045/0.099
			1	1	Red	10	<a href="#">XB7NS8445</a>	0.045/0.099
			–	2	Red	10	<a href="#">XB7NS8444</a>	0.045/0.099
	Push-pull	EN/IEC 60204-1, EN/ISO 13850, EN/IEC 60947-5-5, Machinery directive 2006/42/EC and UL	–	1	Red	10	<a href="#">XB7NT842</a>	0.040/0.088
			1	1	Red	10	<a href="#">XB7NT845</a>	0.040/0.088
			–	2	Red	10	<a href="#">XB7NT844</a>	0.040/0.088
	Key release (no. 455)	EN/IEC 60204-1, EN/ISO 13850, EN/IEC 60947-5-5, Machinery directive 2006/42/EC and UL	–	2	Red	10	<a href="#">XB7NS9444</a>	0.072/0.159
			–	1	Red	10	<a href="#">XB7NS9445</a>	0.072/0.159

PF100411

XB7NS8445

## Ø 40 mm Emergency switching off mechanically latching mushroom head pushbuttons

Shape of head	Type of push	Standards	Type of contact		Color of push	Sold in lots of	Unit reference	Weight kg/lb
			NO	NC				
	Turn to release	EN/IEC 60204-1, EN/ISO 13850, EN/IEC 60947-5-5, Machinery directive 2006/42/EC and UL	–	1	Red	10	<a href="#">XB7ES542P</a>	0.032/0.070
			1	1	Red	10	<a href="#">XB7ES545P</a>	0.035/0.077
			–	1	Red	10	<a href="#">XB7ES142P</a>	0.055/0.121
	Key release (no. 455)	EN/IEC 60204-1, EN/ISO 13850, EN/IEC 60947-5-5, Machinery directive 2006/42/EC and UL	–	1	Red	10	<a href="#">XB7ES142P</a>	0.055/0.121
			1	1	Red	10	<a href="#">XB7ES145P</a>	0.058/0.128

103054

XB7NS8445

PF-H0240B



ZBY8330

## Circular legends, yellow, for mushroom head pushbuttons

Used for "Emergency stop" function (1)

Conforming to standards	Diameter mm/in.	Marking on yellow background	Sold in lots of	Unit reference	Weight kg/lb
EN/IEC 60204-1 and EN/ISO 13850	90/3.54	–	–	ZBY8140	0.008/0.018
		ARRET D'URGENCE	–	ZBY8130	0.008/0.018
		EMERGENCY STOP	–	ZBY8330	0.008/0.018
		NOT-HALT	–	ZBY8230	0.008/0.018
		PARADA DE EMERGENCIA	–	ZBY8430	0.008/0.018
		ARRESTO DE EMERGENZA	–	ZBY8630	0.008/0.018

Used for "Emergency switching off" function (1)

Conforming to standards	Diameter mm/in.	Marking on yellow background	Unit reference	Weight kg/lb
EN/IEC 60204-1	60/2.36	–	ZBY9101	0.008/0.018
		COUPURE D'URGENCE	ZBY9160	0.004/0.009
		EMERGENCY SWITCHING OFF	ZBY9360	0.004/0.009
		NOT-AUS	ZBY9260	0.004/0.009
		DESCONEXION DE EMERGENCIA	ZBY9460	0.004/0.009
		INTERRUZIONE DI EMERGENZA	ZBY9660	0.004/0.009
	90/3.54	–	ZBY8101	0.008/0.018
		COUPURE D'URGENCE	ZBY8160	0.008/0.018
		EMERGENCY SWITCHING OFF	ZBY8360	0.008/0.018
		NOT-AUS	ZBY8260	0.008/0.018
		DESCONEXION DE EMERGENCIA	ZBY8460	0.008/0.018
		INTERRUZIONE DI EMERGENZA	ZBY8660	0.008/0.018

XB7\_635\_CPODA2016001



ZBY9160

(1) For compliance with standard EN/ISO 13850, paragraph 4.4.6, the Emergency stop logo  has been added.

**Standard (30 x 40 mm) legend holders for 8 x 27 mm legends**

Text	Sold in lots of	Unit reference	Weight kg/lb
Without legend	10	ZBZ32	0.001/0.002

**Legend holder, 30 x 40 mm with legend (black or red background)****With blank legend**

Text	Sold in lots of	Unit reference	Weight kg/lb
Without legend	10	ZBY2101	0.001/0.002

**With marked legend (sold singly)**

- Start functions: White characters on black background.
- Stop functions: White characters on red background.

Text	Unit reference	Weight kg/lb	Text	Unit reference	Weight kg/lb
Auto	ZBY2115	0.001/0.002	Reset	ZBY2323	0.001/0.002
Down	ZBY2308	0.001/0.002	Reverse	ZBY2306	0.001/0.002
Forward	ZBY2305	0.001/0.002	Right	ZBY2309	0.001/0.002
Hand	ZBY2316	0.001/0.002	Start	ZBY2303	0.001/0.002
Inch	ZBY2321	0.001/0.002	Stop	ZBY2304	0.001/0.002
Left	ZBY2310	0.001/0.002	Up	ZBY2307	0.001/0.002
Off	ZBY2312	0.001/0.002	O	ZBY2146	0.001/0.002
On	ZBY2311	0.001/0.002	I	ZBY2147	0.001/0.002
Power on	ZBY2326	0.001/0.002	O-I	ZBY2178	0.001/0.002

**Standard (30 x 50 mm) legend holders for 18 x 27 mm legends**

Text	Sold in lots of	Unit reference	Weight kg/lb
Without legend	10	ZBZ33	0.001/0.002

XB7\_631\_CP\_00A2016107  
ZBY2101



DL1CE024



DL1CF110

**BA 9s bulbs**

Description	Voltage V	Power W	Sold in lots of	Unit reference	Weight kg/lb
<b>Incandescent bulbs, long life</b> Ø 11 mm/0.43 in. max. length 28 mm/1.10 in. max.	6	1.2	10	DL1CB006	0.002/0.004
	24	2.0	10	DL1CE024	0.002/0.004
	130	2.6	10	DL1CE130	0.002/0.004
<b>Neon bulbs</b>	120...130	–	10	DL1CF110	0.002/0.004
	230...240	–	10	DL1CF220	0.002/0.004

**Lenses**

Description	Color	Sold in lots of	Unit reference	Weight kg/lb
<b>Grooved lenses for BA 9s pilot lights</b>	White	10	ZB7EV01	0.002/0.004
	Green	10	ZB7EV03	0.002/0.004
	Red	10	ZB7EV04	0.002/0.004
	Yellow	10	ZB7EV05	0.002/0.004
	Blue	10	ZB7EV06	0.002/0.004
	Clear	10	ZB7EV07	0.002/0.004
	Orange	10	ZB7EV08	0.002/0.004

PFI151536A



ZB5AZ025

## Other accessories

Description	For use with	Color	Sold in lots of	Unit reference	Weight kg/lb
Ø 30 mm/1.181 in. Plastic flush mounting kit	For all XB7 functions except Emergency stop and Emergency switching off	Black	10	ZB5AZ021	0.006/0.013
Ø 30 mm/1.181 in. Plastic flush mounting kit with 1 line legend	For all XB7 functions except Emergency stop and Emergency switching off	Black	10	ZB5AZ023	0.007/0.015
Ø 30 mm/1.181 in. Plastic flush mounting kit with 2 lines legend	For all XB7 functions except Emergency stop and Emergency switching off	Black	10	ZB5AZ025	0.007/0.015
Padlockable flaps	Pushbuttons	Black		ZB4BZ62	0.076/0.168
		Red		ZB4BZ64	0.076/0.168
		Yellow		ZB4BZ65	0.076/0.168
		Blue		ZB4BZ66	0.076/0.168

107353



ZB4BZ64

## Other accessories (continued)

Description	Function	Unit reference	Weight kg/lb
Keyhole cover (rubber boot ) or key switches)	Protection of lock barrel when no Key inserted in lock	ZBGP	0.005/0.011

Description	Function	Sold in lots of	Unit reference	Weight kg/lb
Single boot transparent	Flush with circular head	10	ZBPA	0.002/0.004

Description	Color	Sold in lots of	Unit reference	Weight kg/lb
Anti-rotation plate	-	10	ZB5AZ902	0.002/0.004

Fixing nut	-	10	ZB5AZ901	0.002/0.004
------------	---	----	----------	-------------

Fixing nut tightening tool	-	1	ZB5AZ905	0.016/0.035
----------------------------	---	---	----------	-------------

plastic circular blanking plug (with fixing nut)	Black	10	ZB5SZ3	0.009/0.020
---	-------	----	--------	-------------

Plastic guards for emergency stop function	Yellow	1	ZBZ4002	0.011/0.024
---	--------	---	---------	-------------

Plastic guard for selector switches and key switches	Black	-	ZBZ2102	0.005/0.011
---	-------	---	---------	-------------





Life Is On



Learn more about our products at  
[www.schneider-electric.com](http://www.schneider-electric.com)

The information provided in this documentation contains general descriptions and/or technical characteristics of the performance of the products contained herein. This documentation is not intended as a substitute for and is not to be used for determining suitability or reliability of these products for specific user applications. It is the duty of any such user or integrator to perform the appropriate and complete risk analysis, evaluation and testing of the products with respect to the relevant specific application or use thereof. Neither Schneider Electric nor any of its affiliates or subsidiaries shall be responsible or liable for misuse of the information contained herein.

Design: Schneider Electric  
Photos: Schneider Electric

**Schneider Electric Industries SAS**

Head Office  
35, rue Joseph Monier - CS 30323  
F-92500 Rueil-Malmaison Cedex  
France

DIA5ED2120503EN  
October 2019 - V4.0